

# Power Box – Portable Tool Sets

▼ SCR154PGH



- Easy to carry sturdy tool box
- Complete and ready-to-use hydraulic sets
- Includes a single-acting cylinder, P-392 two-speed lightweight hand pump, gauge adaptor assembly, 1,8 metre hose and couplers.

**SC,  
SL,  
SR,  
SW  
Series**



Capacity:

**1 - 45 ton**

Stroke:

**11 - 156 mm**

Maximum Operating Pressure:







**700 bar**



#### Gauge Adaptor Assembly

Power Box Sets include 45 degree angled gauge adaptor assembly for improved safe working conditions.

Page: 128

	Cylinder Model	Cylinder Stroke (mm)	Cylinder Capacity ton (kN)	 (kg)	Power Box Model Number
	<b>Lifting Wedge</b>				
	LW-16	21	16 (157)	9,0	SLW16PGH
	<b>Wedge Spread Cylinder</b>				
	WR-5	94 <sup>1)</sup>	1,0 (8,9)	12,0	SWR5PGH
	<b>General Purpose Cylinders</b>				
	RC-102	54	10 (101)	12,3	SCR102PGH
	RC-106	156	10 (101)	14,4	SCR106PGH
	RC-154	101	15 (142)	15,0	SCR154PGH
	<b>Low Height Cylinders</b>				
	RCS-101	38	10 (101)	14,1	SCL101PGH
	<b>Flat-Jac® Cylinders</b>				
	RSM-100	11	10 (101)	11,4	SRS100PGH
	RSM-200	11	20 (201)	13,1	SRS200PGH
	RSM-300	13	30 (295)	14,5	SRS300PGH
	RSM-500	16	45 (435)	16,8	SRS500PGH

<sup>1)</sup> Maximum spread of WR-5.

▼ The Power Box – the portable tool set – applicable everywhere

