

STB-Series, Pipe Bender Sets

▼ Shown: **STB-101H**



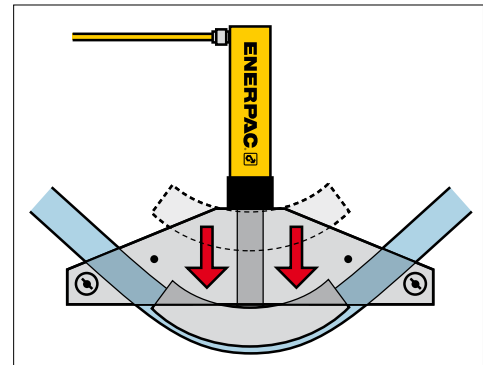
Quick, Safe and Wrinkle-free Bending



'One Shot' and 'Sweep'









One shot shoes give up to a 90° bend without resetting.
Sweep shoes are used where increasing radii are required for multiple parallel pipe installations.

- Makes smooth, wrinkle-free bends
- Sets include genuine Enerpac cylinder, hose and manual, air or electric pump
- Sets are also available without hydraulics
- Bending shoes and bending frame are lightweight, heat-treated aluminium
- All sets include sturdy steel storage case
- All sets include BZ-12091 angle indicator for accurate bending
- BZ-12377 Shoe Lock Pin included in every set
- Eject-O-Matic™ benders (STB-202 models) have double-acting cylinder to eject pipe from the bending shoe.



▲ Typical one shot bending operation.

▼ SELECTION CHART

Pipe Range Nominal Size (inch)		Set Model Number	Hand Pump*	Air Pump*	Electric Pump*		Cylinder*	Hose*	Saddle*	 (kg)
One Shot	Sweep									
1/2 - 2	-	STB-101X	-	-	-	-	-	-	A-12	40
		STB-101N	-	-	-	-	RC-1010	HC-7206	A-12	48
		STB-101H	P-392	-	-	-	RC-1010	HC-7206	A-12	52
		STB-101A	-	PATG-1102N	-	-	RC-1010	HC-7206	A-12	54
		STB-101E	-	-	PUJ-1200E ²⁾	-	RC-1010	HC-7206	A-12	57
1 - 2	2 1/2 - 4	STB-221X	-	-	-	-	-	-	A-29	104
		STB-221N	-	-	-	-	RC-2510	HC-7206	A-29	119
		STB-221H	P-80	-	-	-	RC-2510	HC-7206	A-29	130
1 1/4 - 4	-	STB-202X ¹⁾	-	-	-	-	-	-	A-29	143
		STB-202N ¹⁾	-	-	-	-	RR-3014	HC-7206 (2x)	A-29	174
		STB-202E ¹⁾	-	-	-	ZU4408SE ²⁾	RR-3014	HC-7206 (2x)	A-29	212

* See corresponding sections in this catalog for more detailed specifications.

¹⁾ Eject-O-Matic™ ²⁾ For 115 volt applications replace the last digit of Set Model Number and pump from 'E' to 'B'.

Pipe Bender Sets

Nominal Pipe Size (inch)	Wall Thickness (mm)	Schedule Pipe *	Pipe Bend Inside Radius (inch)	STB-101	STB-221	STB-202	One Shot Bending Shoe Model Number	Sweep Bending Shoe Model Number
				ø 1/2" - 2" One Shot	ø 1 - 2" One Shot ø 2 1/4" - 4" Sweep	ø 1 1/4" - 4" One Shot		
1/2	2,8	40	2 7/8	Yes	Yes	WS	BZ-12011	-
	3,7	80		Yes	Yes	WS		
	4,7	160		WS	WS	WS		
	7,5	DEH		WS	WS	WS		
3/4	2,9	40	4	Yes	Yes	WS	BZ-12021	-
	3,9	80		Yes	Yes	WS		
	5,5	160		WS	WS	WS		
	7,8	DEH		WS	WS	WS		
1	3,4	40	5 1/8	Yes	Yes	WS	BZ-12031	-
	4,5	80		Yes	Yes	WS		
	6,4	160		WS	WS	WS		
	9,1	DEH		-	WS	WS		
1 1/4	3,6	40	6 7/16	Yes	Yes	Yes	BZ-12041	-
	4,9	80		Yes	Yes	Yes		
	6,4	160		WS	WS	Yes		
	8,7	DEH		-	WS	WS		
1 1/2	3,7	40	7 5/16	Yes	Yes	Yes	BZ-12051	-
	5,1	80		Yes	Yes	Yes		
	7,1	160		WS	WS	Yes		
	10,2	DEH		-	WS	WS		
2	3,9	40	8 5/16	Yes	Yes	Yes	BZ-12061	-
	5,5	80		Yes	Yes	Yes		
	8,7	160		-	WS	Yes		
2 1/2	5,2	40	9 1/2	-	Yes	Yes	BZ-12341	BZ-12382
	7,0	80		-	WS	Yes		
	9,5	160		-	WS	Yes		
3	5,5	40	11 1/4	-	Yes	Yes	BZ-12351	BZ-12383
	7,6	80		-	WS	Yes		
3 1/2	5,7	40	15 1/2	-	Yes	Yes	BZ-12391	BZ-12384
	8,1	80		-	WS	Yes		
4	6,0	40	17 3/4	-	Yes	Yes	BZ-12392	BZ-12385
	8,6	80		-	-	Yes		

*Schedule Pipe: 40 = Standard; 80 = Extra Heavy; 160 = Double Extra Heavy;
DEH = Double Extra Heavy (slightly thicker than 160);
WS = Can be bent using wider spacing for swivel shoes.

STB Series



Nominal Pipe Size:

1/2 - 4 inch

Maximum Bending:

90°

Maximum Operating Pressure:

700 bar

▼ Steel pipe is quickly and safely bent up to 90° using the STB-101H Pipe Bender Set.



Frame Assembly	Pivot Pin	Pivot Shoes	Bending Shoes included (Shoes with ³⁾ are Sweep, all other shoes are One Shot)								Set Model Number
BZ-12371	BZ-12375	BZ-12071	BZ-12011	BZ-12021	BZ-12031	BZ-12041	BZ-12051	BZ-12061	-	-	STB-101X
											STB-101N
											STB-101H
											STB-101A
											STB-101E
BZ-12372	BZ-12376	BZ-13401	BZ-12031	BZ-12041	BZ-12051	BZ-12061	BZ-12382 ³⁾	BZ-12383 ³⁾	BZ-12384 ³⁾	BZ-12385 ³⁾	STB-221X
											STB-221N
											STB-221H
BZ-12374	BZ-12376	BZ-13401	-	BZ-12041	BZ-12051	BZ-12061	BZ-12341	BZ-12351	BZ-12391	BZ-12392	STB-202X ¹⁾
											STB-202N ¹⁾
											STB-202E ¹⁾