

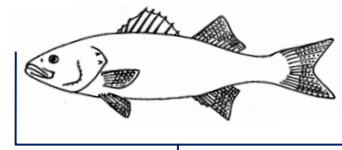
# A guide for visiting anglers and hobby fishers: measuring your catch



## Fish

These are a selection of some fish that are included under national 'Minimum Conservation Reference Sizes' which are used in the Isles of Scilly.

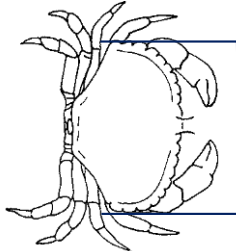
Fish Species	Length
Cod	35cm
Haddock	30cm
Hake	27cm
Mackerel	20cm
Plaice	27cm
Pollack	30cm
Sole	24cm



All fish species to be measured from the tip of the snout to the end of the tail fin.

## Edible Crab

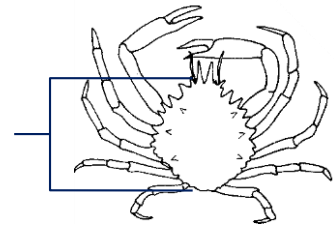
Edible crab should be measured across the widest point of the carapace (upper shell), perpendicular to the midline. You will need to make sure that you are able to recognise the difference between male and female crabs as they have specific minimum sizes



Minimum size  
Male: 160mm  
Female: 140mm

## Spider Crab

Spider crab should be measured as the length of the carapace (upper shell), along the mid line, from the edge of the shell between the two rostrums to the back end.

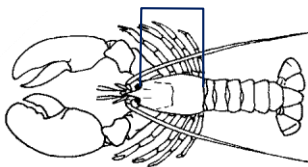


Minimum size  
Male: 130 mm  
Female : 120 mm

## Lobster

Lobster should be measured along the length of the carapace (upper shell), parallel to the midline from the back of either eye socket to the 'distal edge' where it joins on to the tail (see picture)

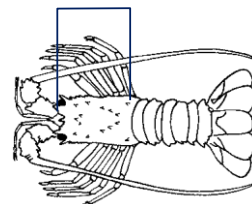
Minimum size 90mm (carapace)



## Crawfish (spiny lobster)

Crawfish should be measured along the length of the carapace (upper shell) from the tip of the rostrum to the mid-point of the 'distal edge' where it joins on to the tail.

Minimum size 95mm (carapace)



Detail on how to measure a lobster

