




























How to form letters correctly

			
Down Maisie up Maisie mountain mountain and flick	Around the apple and down to the leaves and flick	Slither down the snake	Around his bottom up to his neck and down to his feet and flick
			
Down the tower round the tower and across the tower	Down the insects body and a dot for its head and flick	Down Nobby over his net	Down the plait and around the pirate's face
			
Around her face down her hair and give her a curl	All around the orange	From the top curl round the caterpillar	Down the kangaroo's body tail and leg and flick
			
Down and under up to the top and draw the puddle and flick	Down the laces to the heel and round the toe.	Draw the stem round draw the leaves across	Lift off the top and scoop out the egg

How to form letters correctly continued

			
Down the long leg and flick	Down the horses head to his hooves and over his back	Down the robots back and curl over his arm	Down his body curl and dot
			
Down a wing up a wing flick out its beak	Wiggle down up down up and flick	Down the arm and leg up the arm and leg flick out his hand	Round her head up past her earing and down her hair and flick
			
Down a horn up a horn and under his head	Zig zag zig		

The Willow Primary School and Broadwaters' Children Centre
Broadwaters Inclusive Learning Community
Adams Road
Tottenham
N17 6HW
Tel: 020 8885 8800
Fax: 020 8885 8809

Phonics at the Willow



A parent guide

RWI

Ruth Miskin Literacy (RML) or Read Write Inc


RWI is our very successful reading Programme that enables every child to become a confident and fluent reader at the first attempt. It uses synthetic phonics. (See YouTube and type in synthetic phonics and practice the sounds) It aims to teach all children to read fluently and confidently. It is a two year programme which the children start in Reception and should complete by the end of year 1 after which they will move on to Read Write Inc. Comprehension.



er at the first attempt. It uses synthetic phonics. (See YouTube and type in synthetic phonics and practice the sounds) It aims to teach all children to read fluently and confidently. It is a two

year programme which the children start in Reception and should complete by the end of year 1 after which they will move on to Read Write Inc. Comprehension.

The children will learn:-



44 sounds and their corresponding letters and letter groups using simple picture prompts



to read words using sound blending (FRED talk)



to read using lively interesting stories featuring words with the sounds they have learned.



to form letters correctly. (around the apple up the apple and down to the leaves)



to use the text to find facts or information prove and support their answers.

Phonics at the Willow

RWI Speed Sound Chart

Set 1 Sounds

f	l	m	n	r	s	v	z	sh	th	ng
										nk

b	c	d	g	h	j	p	q	t	w	x	y	ch
	k						u					

Set 2 Sounds

a	e	i	o	u	ay	ee	igh	ow
---	---	---	---	---	----	----	-----	----

g	oo	ar	or	air	ir	ou	oy
---	----	----	----	-----	----	----	----

Set 3 Sounds

a-e	ea	i-e	ai	oa	o-e
are	u-e	ur	ew	aw	ou
ire	ear	ure	er	oor	aw



Red Words These words don't fit the sound rules and are called irregular words (tricky words.) We call them red words and children learn to read them on sight.

who	were	any	where	two
love	many	here	once	talk
could	thought	great	son	water
there	their	come	watch	brought

what	all	no	we	so
to	me	call	her	there
want	go	old	some	one

I	the	my	you	said
your	are	be	he	does

Reading at home

Do

- Keep reading time relaxed, comfortable and pleasurable
- Find a quiet place, with the television turned off.
- Make it a special time together.
- Establish a routine in the day and read for 10-20 minutes.
- Encourage children to use FRED talk to work out unfamiliar words.
- Talk about books, covers, stories, any written words around the house and environment.