

1




Wash hands

2



Mix

3



Bake

# Cookie Recipe

1) Heat the oven to 190C/170C fan/gas 5. Cream the butter in a large bowl with a wooden spoon or in a food mixer until it is soft. Add the sugar and keep beating until the mixture is light and fluffy. Sift in the flour and add the optional ingredients, if you're using them. Bring the mixture together with your hands in a figure-of-eight motion until it forms a dough. You can freeze the dough at this point.

2) Roll the dough into walnut-sized balls and place them slightly apart from each other on a baking sheet (you don't need to butter or line it). Flatten the balls a little with the palm of your hand and bake them in the oven for around 10-12 mins until they are golden brown and slightly firm on top. Leave the cookies on a cooling rack for around 15 mins before serving.

## Ingredients

225g butter, softened

110g caster sugar

275g plain flour

1 tsp cinnamon or other spices (optional)


75g white or milk chocolate chips (optional)



Name:



Date:



Cookie

1) Read the recipe. What are we baking today?

2) What ingredients do we need?

3) Measure, mix, roll and bake!

4) Cayden, did you like this lesson? Yes / No

Purpose: to cook a simple recipe while keeping safe.

Independent (I) Spoken Help (SH) Gestural Help (GH) Physical Help (PH) Sensory Experience (SE)

Exp 1: To identify all the ingredients.

Exp 2: To complete 3 parts of a recipe

Exp 3: To describe an ingredient using 2 adjectives


NS:



Name:



Date:



Cookie

1) Read the recipe. What are we baking today?

2) What ingredients do we need?

3) Measure, mix, roll and bake!

4) Bilaal, did you like this lesson? Yes / No

Independent (I) Spoken Help (SH) Gestural Help (GH) Physical Help (PH) Sensory Experience (SE)

Exp 1: To identify all the ingredients.

Exp 2: To complete 3 parts of a recipe

Exp 3: To describe an ingredient using 2 adjectives

NS:


Purpose: to cook a simple recipe while keeping safe.



Name:



Date:



Cookie

1) Read the recipe. What are we baking today?

2) What ingredients do we need?

3) Measure, mix, roll and bake!

4) Queenjane, did you like this lesson? Yes / No

Independent (I) Spoken Help (SH) Gestural Help (GH) Physical Help (PH) Sensory Experience (SE)

Exp 1: To identify all the ingredients.

Exp 2: To complete 3 parts of a recipe

Exp 3: To describe an ingredient using 2 adjectives

NS:

Purpose: to cook a simple recipe while keeping safe.




Name:

Ben:



Date:



Cookie

1) Read the recipe. What are we baking today?

2) What ingredients do we need?

3) Measure, mix, roll and bake!

4) Ben, did you like this lesson? Yes / No

Purpose: to cook a simple recipe while keeping safe.

Independent (I) Spoken Help (SH) Gestural Help (GH) Physical Help (PH) Sensory Experience (SE)

Exp 1: To identify all the ingredients.

Exp 2: To complete 3 parts of a recipe


Exp 3: To describe an ingredient using 2 adjectives

NS:




Name:

# Flora:



Date:


# April 2020



## Cookie




What



ingredients



do




we

need?



Butter,



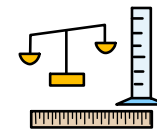
Sugar,



Flour,



Chocolate,



Measure




Mix



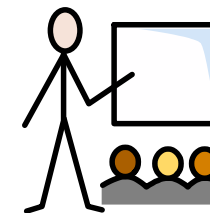
Roll



Bake




like



lesson?



Yes



no

Purpose: to cook a simple recipe while keeping safe.

Independent (I) Spoken Help (SH) Gestural Help (GH) Physical Help (PH) Sensory Experience (SE)

Exp 1: To complete 3 parts of a cooking recipe

Exp 2: To remain a safe distance from the oven

Exp 3: To describe an ingredient using 2 adjectives

NS:




Name:

# Iggy



Date:


# April 2020



## Cookie




What



ingredients



do



we

need?




Butter,



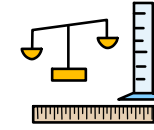
Sugar,



Flour,



Chocolate,



Measure




Mix




Roll



Bake



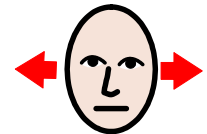
like



lesson?



Yes



no

Purpose: to cook a simple recipe while keeping safe

Independent (I) Spoken Help (SH) Gestural Help (GH) Physical Help (PH) Sensory Experience (SE)

Exp 1: To complete 2 parts of the recipe

Exp 2: Maintain safe space with oven

Exp 3: To describe an ingredient using 1 adjectives

NS:






Name:

Eloise:



Date:


April 2020



Cookie




What



ingredients

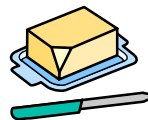


do



we

need?




Butter,



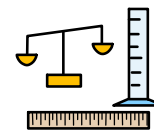
Sugar,



Flour,



Chocolate,



Measure



Mix



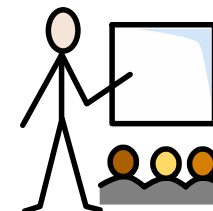
Roll



Bake




like



lesson?



Yes



no

Purpose: to cook a simple recipe while keeping safe

Independent (I) Spoken Help (SH) Gestural Help (GH) Physical Help (PH) Sensory Experience (SE)

Exp 1: To complete 2 parts of a cooking recipe



Exp 2: To maintain a safe distance from the oven.



Exp 3: To describe an ingredient using 1 adjectives



NS:







