

Sorting big and small



Big



Small

Introduction:

Watch videos: https://www.youtube.com/watch?v=h_7wV1OzTX8

<https://www.youtube.com/watch?v=5kug3Q1F3BQ>

Activity: Look around the house for big and small items. Child can sort into the categories.

The child can find Lego, pencils, cushions, toys anything in the home and sort into big and small. For more advanced children get them to sort into big, medium and small.

Key vocabulary: Depending on the ability of the child.

Big

Small

Little

Medium

Large

Tiny

Giant.

Feel free to add more words.

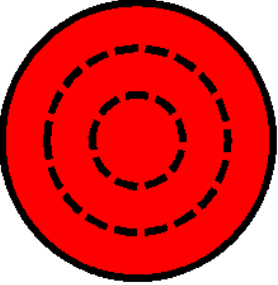
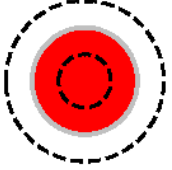

Plenary: recap.

Watch videos: <https://www.youtube.com/watch?v=XAMtgyiUhlo>



<https://www.youtube.com/watch?v=4EFLtiMTmk&t=112s>

Thanks parents. Have fun sorting anything in the home to different categories. It could be colours shapes type texture, light heavy, dark or light. Any category. Keep sorting.

Sort the objects into **big**, medium and small

 <p data-bbox="381 1396 527 1501">Big</p>	 <p data-bbox="803 1438 1015 1501">Medium</p>	 <p data-bbox="1307 1459 1412 1501">small</p>
--	--	--

Sort the items into **Big** and small

 <p>big</p>	 <p>Small</p>
--	--