



Please replicate on paper if you do not have access to a printer

Name: \_\_\_\_\_



# Color the Amount

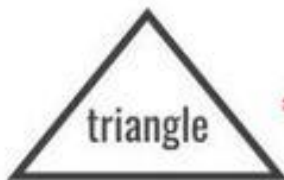
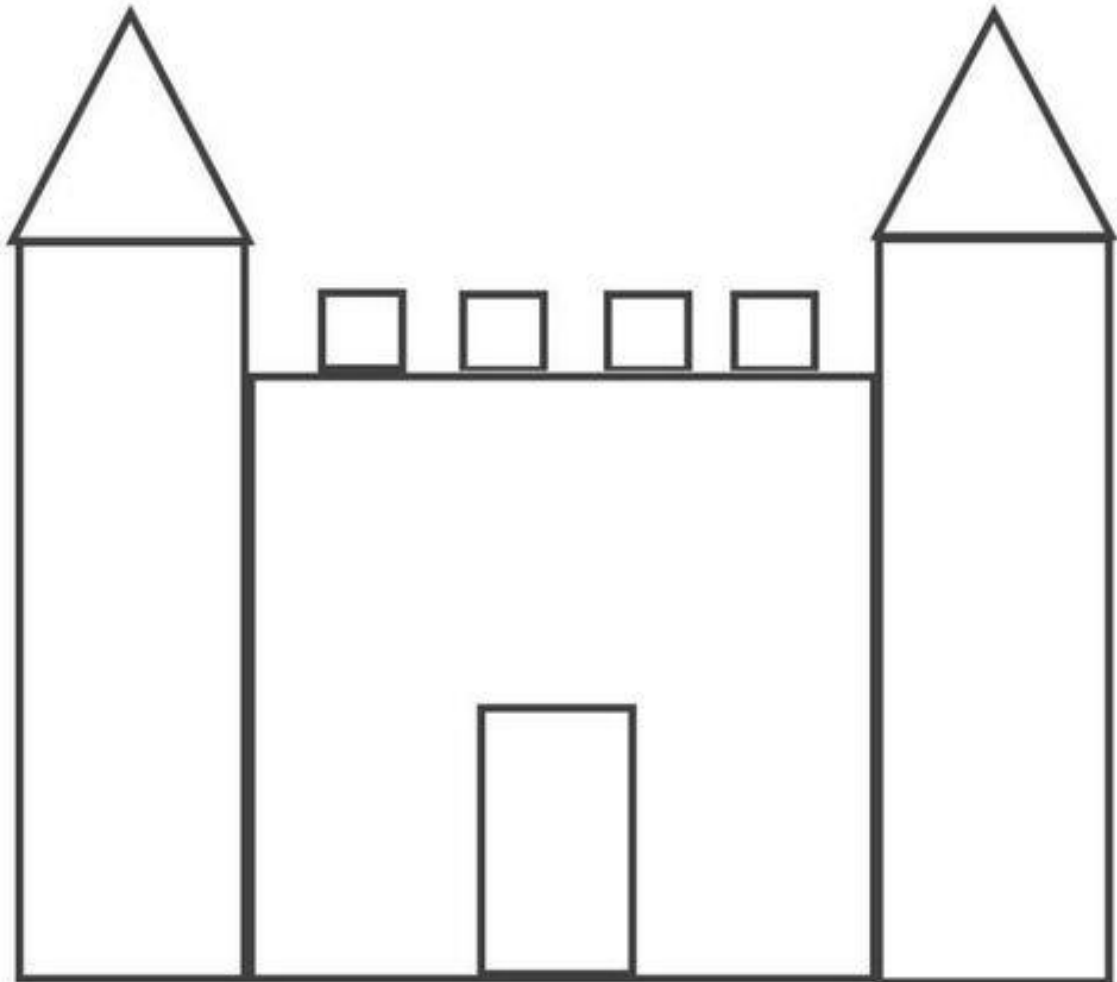

*Color the correct number of objects for each number.*



FUN FACT: These are all different SHAPES. Can you name the shapes you just colored in?

# Shape Coloring

Color in each shape according to the chart.



triangle

= red




rectangle

= green



square

= blue




circle

= yellow

MARY MARTHA MAMA

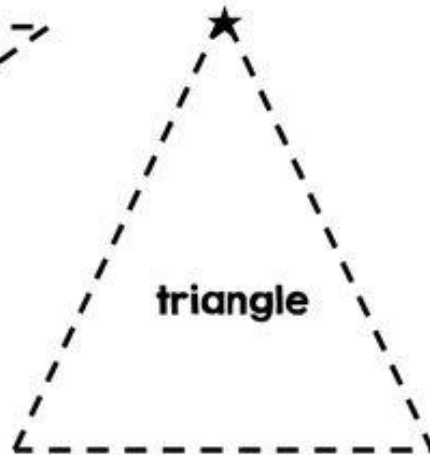
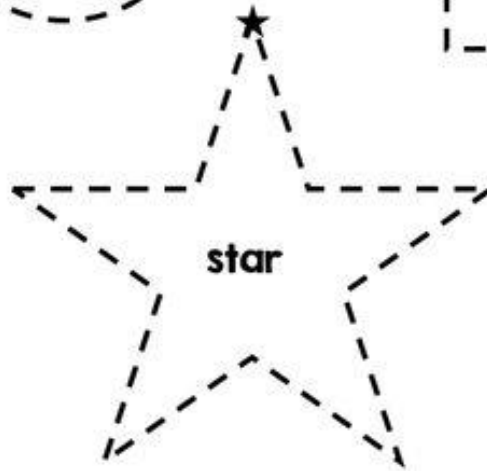
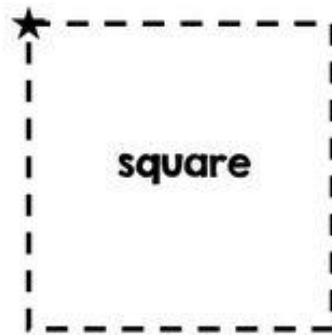
Joshua

Name \_\_\_\_\_



# Trace and Color Shapes

Start at the star and trace the shapes.




Name: \_\_\_\_\_

## How Many Sides?


Count the sides of each shape and circle the correct number.

circle




1 0 2

square




2 3 4

triangle



3 1 2

rectangle




4 2 5

diamond



2 5 4

oval



0 1 2

pentagon



6 5 4

hexagon



9 8 6

star



8 10 6