





# 11/05/2020 Phonics Phase 2.

**Learning objective:** to Learn and practice the sounds in Set one.

Help the children to make, say and write s, a, t and p words / sounds.

s	a	t	p	a	t
---	---	---	---	---	---

t	a	p	s	a	p
---	---	---	---	---	---

**Practise:**

**Help the children to practise sounding out the following: s, a, t, p.**

**Can they make words or name objects beginning with each sound?**

**Look around the house and find objects that start with each sound.**

**For more phonics practise please click on the link**

<https://www.thebrook.haringey.sch.uk/phonics>

# Answers



s a t

p a t



t a p

s a p

# Sensory Activity: Tic-tac-toe in shaving cream.

## Learning objectives.

**Finger isolation:** Children learn to use whole hand to establish the shaving cream surface and then the pointer finger to make the X's and O's.

**Fine motor skills / tactile input:** Shaving cream provides tactile environment to practice fine motor skills.

**Visual-motor directionality:** creating the different directional strokes a precursor for letter formation and writing.

**Visual Perceptual:** keeping track of where the X's and O's are. This requires perceptual understanding of foreground, background, and borders.

**Praxis and cognition:** Planning where the X's and O's go. Organisation and strategy on where to place them.

Children learn to identify the winning line.

## Activity.

Child to spread small square area with shaving cream or whip cream.

Child to draw grid lines: 2 vertical and 2 horizontal.

Practice making X's & O's in boxes.


Children have fun playing the game.

## Resources.

Shaving cream or Whip Cream.

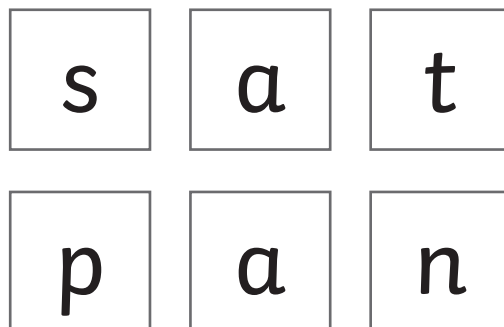

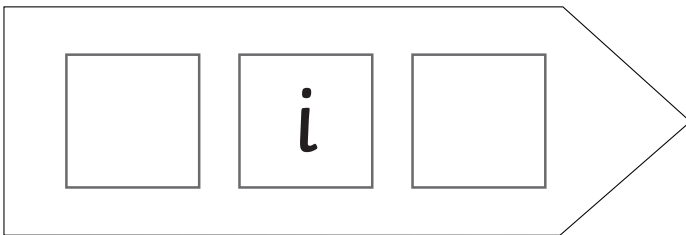
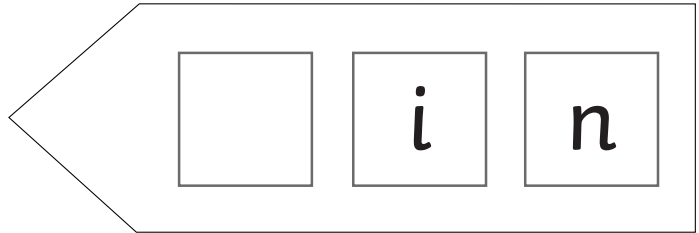
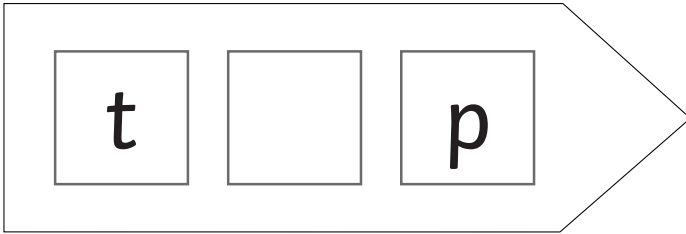
Mirror or any flat surface.

Paper towels.



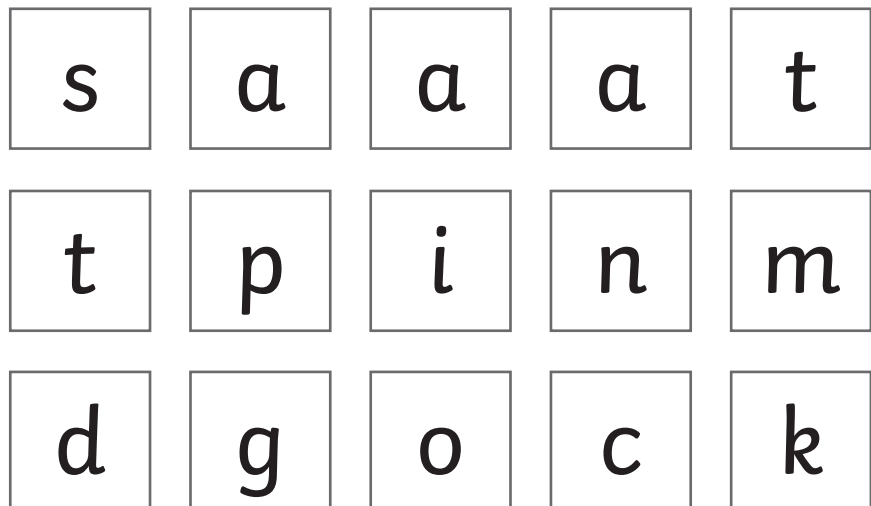
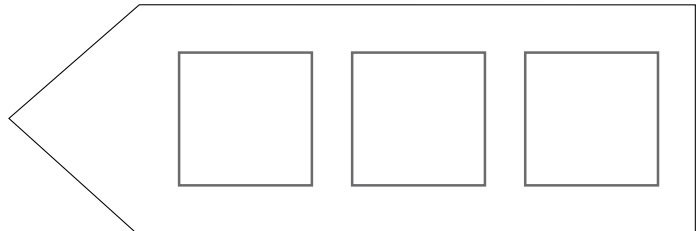
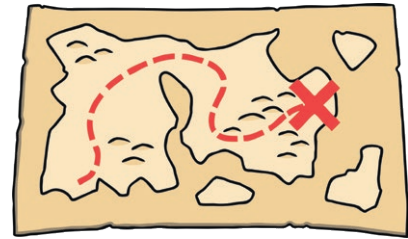
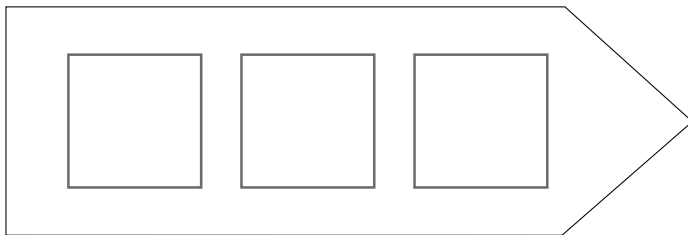
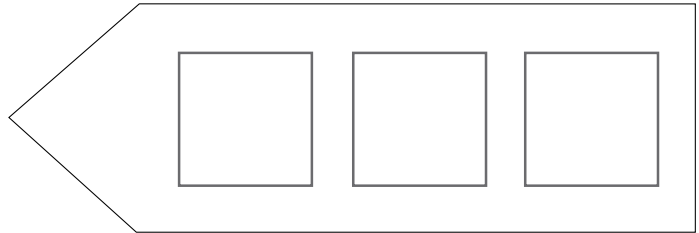
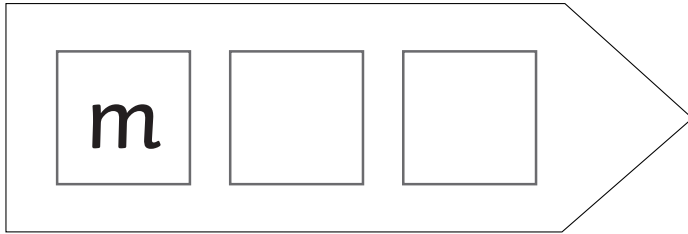
# Phase 2 CVC word Building

Cut out the letters from the burglar's bag and put them back where they belong.



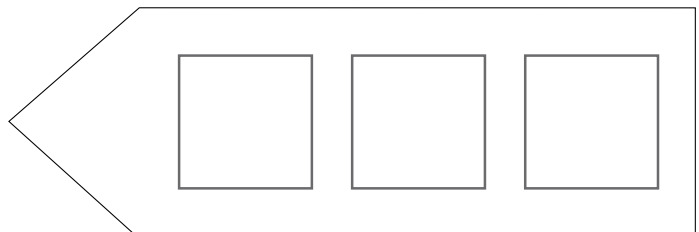
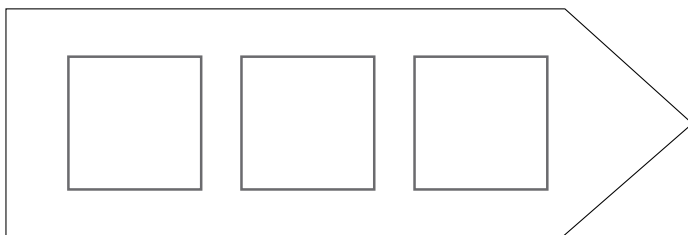
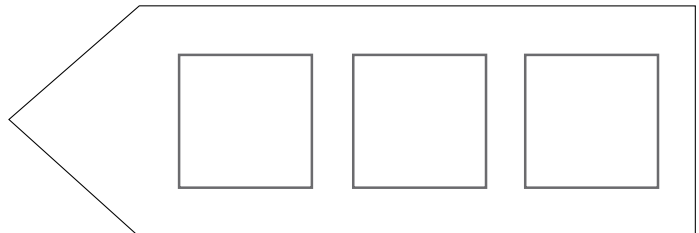
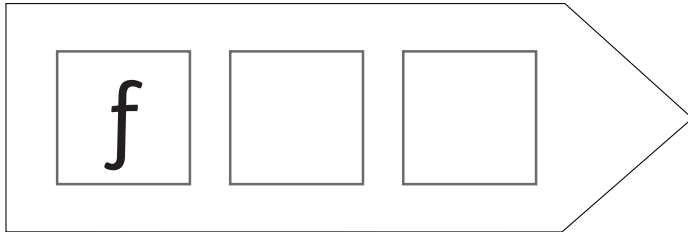
# Phase 2 CVC word Building

Cut out the letters from the burglar's bag and put them back where they belong.



# Phase 2 CVC word Building

Cut out the letters from the burglar's bag and put them back where they belong.



s	a	t	p	i	h
n	b	d	g	o	b
c	k	e	u	r	f