



STANDARDISED TESTING WITHIN COLLEGE ADMISSIONS

Simon Lewis
Co-Founder, UES Education

UES

EXPERT ADMISSIONS

Member of





ABOUT UES

- Founded 2013; now work with ~50% of all UK students who go to US (800 in each year)
- We help students with all aspects of US applications, including SAT/ACT prep and college counselling
- Run courses and in-school advising at 40 schools
- Over 200 schools within our wider network



OVERVIEW OF PRESENTATION

- Context and background on testing
- SAT vs ACT
- SAT– overview of digital roll-out
- Advising students on testing
- Case studies



WHAT ARE THE TRENDS IN TESTING?

- Vast majority of colleges became test optional during pandemic
- Outlier colleges: Georgetown, Florida state system, UCs
- MIT, Purdue, and state universities in Georgia and Tennessee reintroduced testing
- Testing policies led to huge spike in admissions, particularly at HSCs
- Big announcements in February from Dartmouth and Yale – test required and test flexible
- Pendulum may have started to swing back towards testing



NEW POLICY ANNOUNCEMENTS IN FEBRUARY

- **Dartmouth:** SAT or ACT required for domestic students; predicted A Levels, IB, or SAT/ACT for international students
- **Yale:** test flexible for SAT, ACT, AP, or IB but only final grades, not predicted and no mention of A Levels in testing policy
- **Michigan:** confirmed test optional policy for 2024-25, AP and IB scores no longer considered in lieu of SAT and ACT (though still reviewed in application process)



WHY ARE THESE CHANGES HAPPENING?

- Recent research has shown data in support of SAT and ACT for predicting student success
- Some colleges have longitudinal studies on performance of non-test submitters in terms of GPA and graduation rates
- Grade inflation means it's difficult for admissions to identify excellence
- Pressure on admissions offices is significant, particularly at hyper-selective institutions
- Colleges' institutional priorities – diversity, equity, workload management, low admit rate, yield, graduation rates – can sometimes come into conflict with each other



RECENT STUDIES ON TESTING AND GPA

Opportunity Insights' recent study (as reported in NYT) recently found:

- Students with higher SAT/ACT scores are more likely to have higher college GPAs than their peers with lower scores
- High school GPA does a poor job of predicting academic success in college
- Students from different socioeconomic backgrounds who have comparable SAT/ACT scores receive similar grades in college
- Conclusion: “standardized test scores may have more value for admissions processes than previously understood in the literature, especially for highly selective colleges”

American Educational Research Association's recent study recently found that:

“Contextualizing high school grades and test scores may allow institutions to identify students from diverse backgrounds with strong academic achievement who will graduate”



FACTORS IN THE COLLEGE ADMISSIONS PROCESS

Factor	Considerable Importance	Moderate Importance	Limited Importance	No Importance
High school grades in college prep courses	77	15	5	3
High school grades in all courses	74	19	5	2
Rigor of high school curriculum	64	23	10	3
SAT/ACT Test Score	5	35	39	31

Source: Factors in the College Admissions Decision, NACAC report, first-time freshmen, Fall 2023



HOW HAS THIS CHANGED?

Factor	2023	2020-22	2018	2017	2016
High school grades in college prep courses	77	-	73	71	77
High school grades in all courses	74	-	75	81	77
Rigor of high school curriculum	64	-	62	51	52
SAT/ACT Test Score	5	-	35	39	31

Source: Colleges attributing “considerable importance” to various factors in the College Admissions Decision, NACAC report, first-time freshmen, Fall 2023

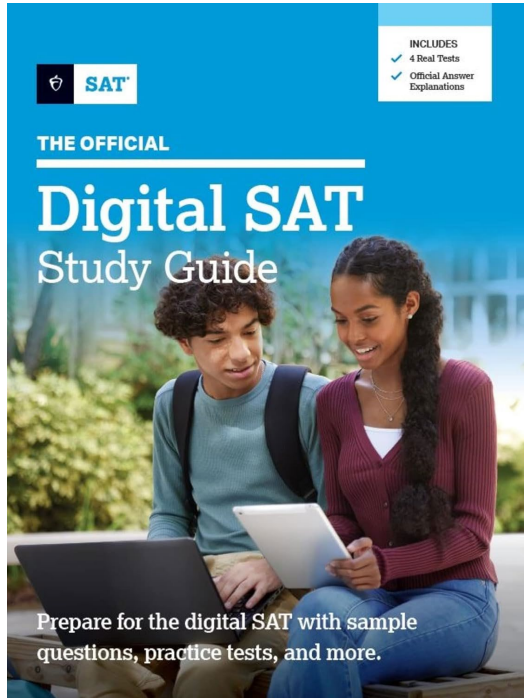


WHY HAVE STANDARDISED TESTING AT ALL?

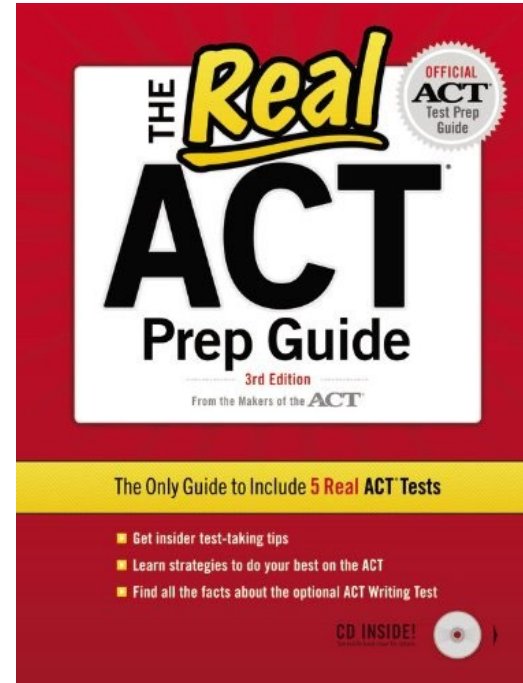
- Standardised testing gives colleges the tools to compare students across all curricula
- Tests are designed to prove college readiness
- SAT/ACT provide evidence in absence of graded exams
- Good scores are evidence of student persistence
- Some research supports relationship between testing and college GPA & graduation rates



THE ENTRANCE TESTS



Digital internationally
(since 2023)



Digital internationally
(since 2018)



SAT VS ACT

ACT			Digital SAT		
Section	Questions	Time	Section	Questions	Time
English	75	45 minutes	Reading & Writing 1	27	32 minutes
Reading	40	35 minutes	Reading & Writing 2	27	32 minutes
Math	60	60 minutes	Math 1	22	35 minutes
Science	40	35 minutes	Math 2	22	35 minutes
Total	215	3 hours	Total	98	2 hours 15



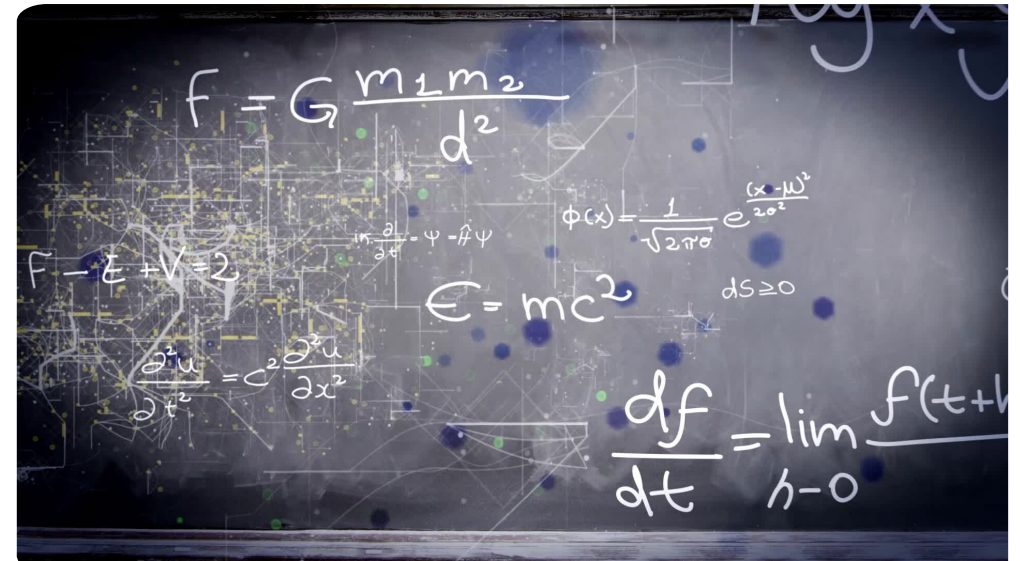
SAT VS ACT

Feature	ACT	Digital SAT
Time per question	49 seconds	82 seconds
Format	<ul style="list-style-type: none">• Linear	<ul style="list-style-type: none">• Adaptive by section
Math	<ul style="list-style-type: none">• Broader syllabus• Easier to learn	<ul style="list-style-type: none">• Narrower syllabus• Focus on ability
Reading	<ul style="list-style-type: none">• Focus on speed• Not much inference• Predictable sources	<ul style="list-style-type: none">• Focus on depth• More inference• Short passages
Data Analysis	<ul style="list-style-type: none">• Science section	<ul style="list-style-type: none">• Embedded within Math and English sections
Writing section	<ul style="list-style-type: none">• Optional	<ul style="list-style-type: none">• None



ADAPTIVE SECTIONS ON THE DIGITAL SAT

- Adaptive by Module
- Approx. 2/3rds correct on first module gains access to the more difficult module.
- If second module is easier --> ceiling is about 650
- If second module is difficult --> floor is about 550
 - Fine tuning at the top with 1-3 very difficult math questions





DIGITAL SAT ROLL-OUT: OVERVIEW

- SAT has been digital internationally since March 2023
- Will be digital in the US from March 2024
- Innovations and Bluebook app have proven effective and user-friendly
- Student feedback on test experience almost all positive
- Now a large bank of testing material to help students prepare
- Accommodation process is much more straightforward than that of ACT
- UES now recommends SAT to vast majority of students



ACCOMMODATIONS ON THE DIGITAL SAT

- Without accommodations: on own laptop, 2 hours, at a test centre (usually a school)
- Extra time available:
 - 50% (3 hours total)
 - All done on same day, at the same test centre
- Other accommodations options available:
 - Can choose to do it on paper or on computer (specify in advance when applying)
 - Braille, large print, answer sheet with no bubbles.
- Test centres for accommodations:
 - Lots available in UK. Very unlikely to be student's own school.



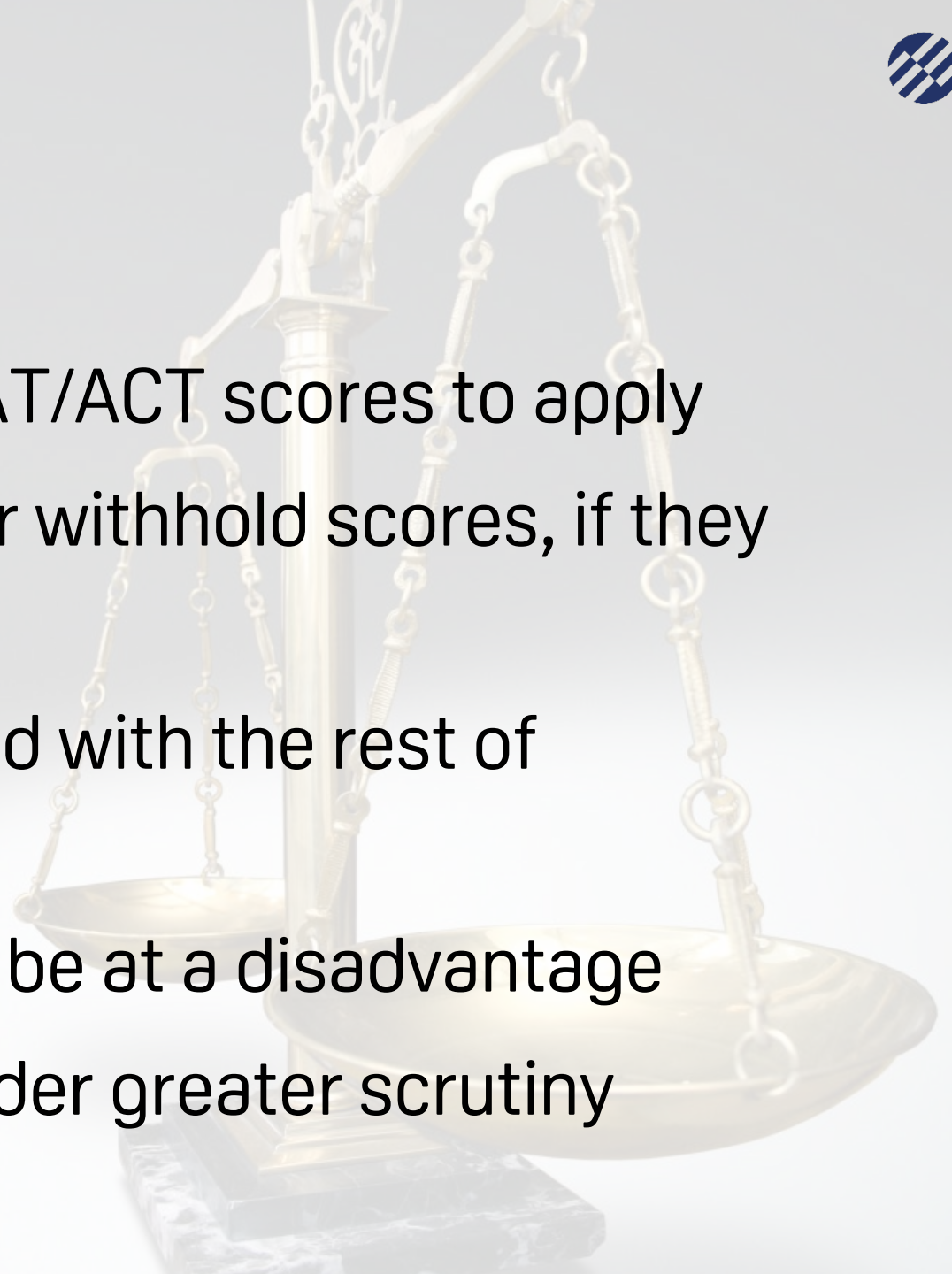
SAT OR ACT? HELPING STUDENTS DECIDE

- Many students will prefer the Digital SAT
- SAT Accommodations much easier to arrange than ACT
- Students good at STEM who are fast processors may find ACT straightforward
- But: ACT-recommended students will likely feel equally comfortable with the Digital SAT
- Encourage students to take our free Diagnostic Test: ueseducation.com/diagnostic



TEST OPTIONAL

- Students don't have to submit SAT/ACT scores to apply
- Students can choose to submit or withhold scores, if they have them
- Submitted scores will be assessed with the rest of students' applications
- Non-submitting students will not be at a disadvantage
- Rest of the application comes under greater scrutiny





TEST BLIND

- Scores will not be considered as part of the admissions process
- Colleges that have gone down this route: University of California, Caltech, Cornell (Business, Agriculture, Architecture Schools), Reed College
- Greater reliance on transcript for admissions decisions



ADVISING STUDENTS WHETHER TO SUBMIT SCORES

- Colleges publish “**mid-range**” for incoming freshman class: 25th and 75th percentile
- Students should ideally be above the **mid-point of the mid-range** or higher
- NB: Mid-ranges generally **increase** when colleges go test-optional
- Between 25th percentile and mid-point: seek advice
- Below the 25th percentile: probably better not to submit
- Some colleges are “**test flexible**” – ask advice before submission
- Nuances to this process in context of transcript, intended major, ED/EA, international/domestic, socio-economic status



INCREASES IN SAT AND ACT RANGES

College	SAT Mid-range Class of 2023	SAT Mid-range Class of 2027
MIT	1510-1570	1520-1570
Yale	1470-1560	1470-1560
Penn	1450-1560	1500-1570
Emory	1390-1510	1450-1530
Brown	1440-1550	1500-1560
Carnegie Mellon	1460-1560	1500-1560
UVA	1340-1500	1400-1540

*Based on Common Data Set for each colleges for 2019-20 and 2022-23



CASE STUDIES

Example Student 1:

- Political Science major
- Five 9s, five 8s, one 7 GCSE
- A*A*A predictions for A Level
- 1500 on the test
- Applying to:

Brown ED UVA EA
UChicago EA UT Austin
Yale William & Mary
Georgetown Notre Dame

Example Student 2:

- Business major
- five 8s, five 7s at GCSE
- A*AA predictions for A Level
- 1480 on the test
- Applying to:

Cornell ED UMich EA
NYU EDII Georgetown
UGeorgia Emory
USC Boston College

Discuss in groups of 2-3: where should each student submit?



FINAL THOUGHTS

- Test optional admissions has made advising more nuanced and landscape is shifting again
- Each student needs a personalised testing plan depending where/when they are applying
- Students should enter Y12 assuming they need a test, then pivot to test optional if required
- Advice needs to factor in early/regular, type of major, transcript, college list
- Important to stay in touch with trends and changes to institutional policies



ABOUT UES – OTHER EVENTS

- **Teacher Training Day** in March and September
- **Mock Admissions** in March
- **Annual Conference** in June
- **SAT/ACT Diagnostic Test:** [ueseducation.com/diagnostic](https://www.ueseducation.com/diagnostic)

simon@ueseducation.com

+44 20 7724 8333

www.ueseducation.com