
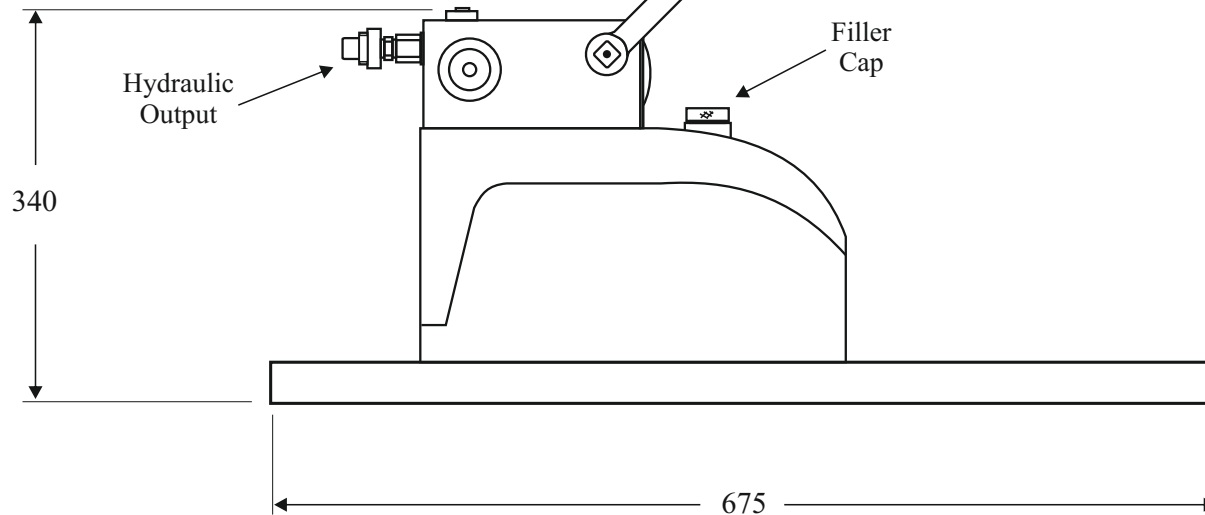


HP-5 Hand Operated Water Pump

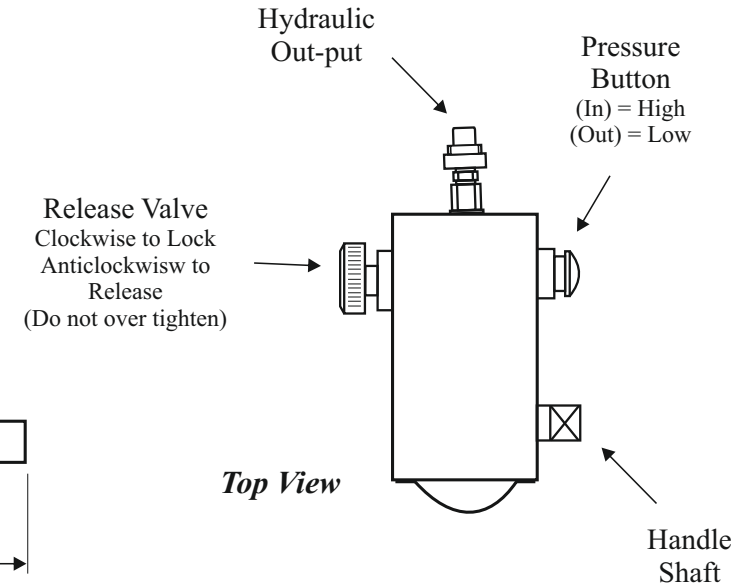


Operating Handle



Operating Instructions

- 1) Connect pressure transducer to pump.
- 2) Connect hose to pump pressure gauge.
- 3) Tighten release valve clockwise (do not over tighten)
- 3) Pull pressure button 'OUT' (low pressure/high flow)
- 5) Gently operate pump handle until it goes firm. (500 psi max)
- 6) Push pressure button 'IN' (high pressure/low flow)
- 7) Continue pumping until pressure or level is achieved.
- 8) To release / lower jack, slowly open the release valve anti-clockwise.
- 9) Connect electric wire to pressure transducer and insert into digital readout.
- 10) Digital Readout - turn on switch for constant readout of load (kNs) or push button for quick-view..



Flow Rate (High):	0.06 Lts/Stroke
Flow Rate (Low):	0.36 Lts/Stroke
Maximum Pressure:	2000 Psi
Fluid Reservoir:	5.0 Lts
Pump Weight :	25.6 Kgs

**NEVER EXCEED THE MAXIMUM
FLAT JACK WORKING PRESSURE**

HYDRA - CAPSULE	
HEAVY DUTY JACKING SYSTEMS	
DESCRIPTION:	HP-5 Hand Hydra-Pump
DRAWING No.	CorelDraw-HP-5.cdr