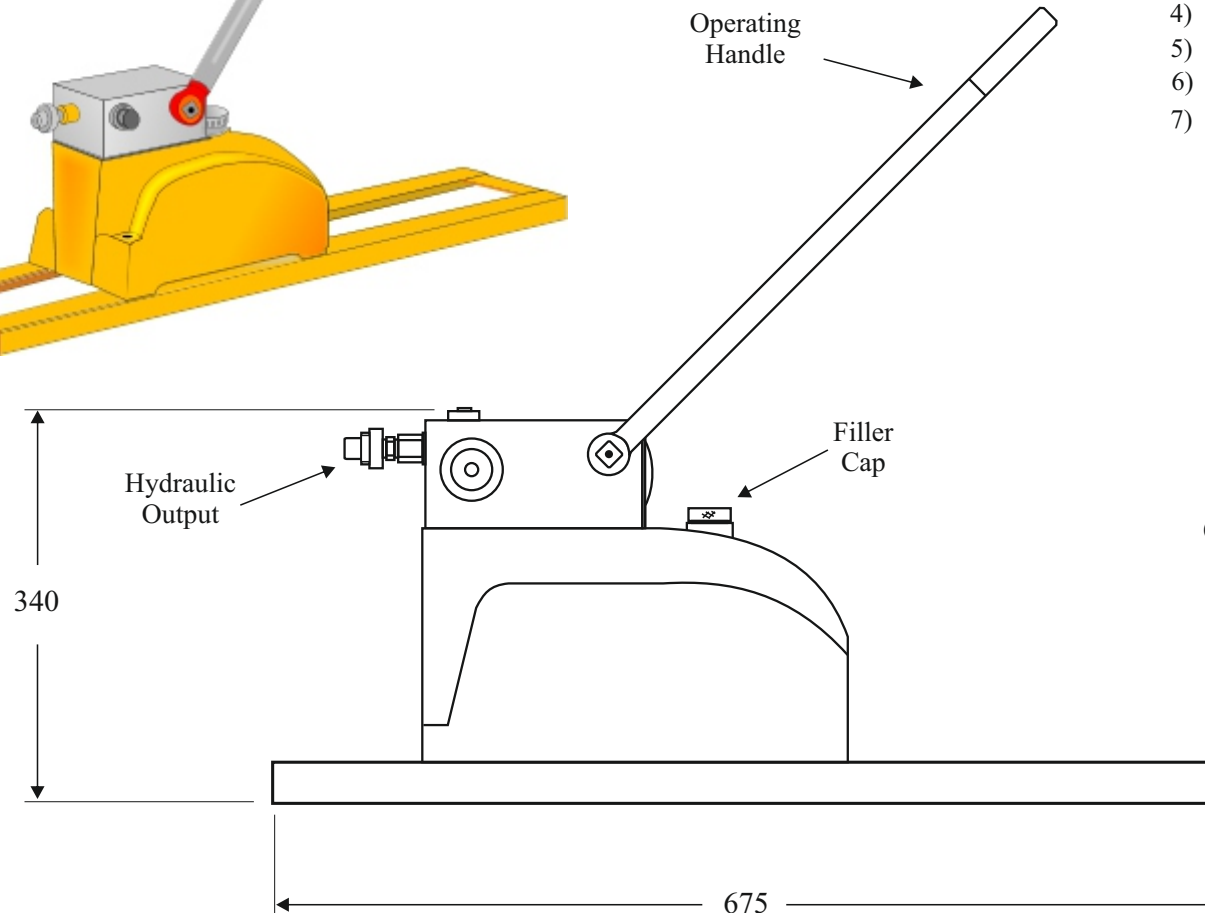

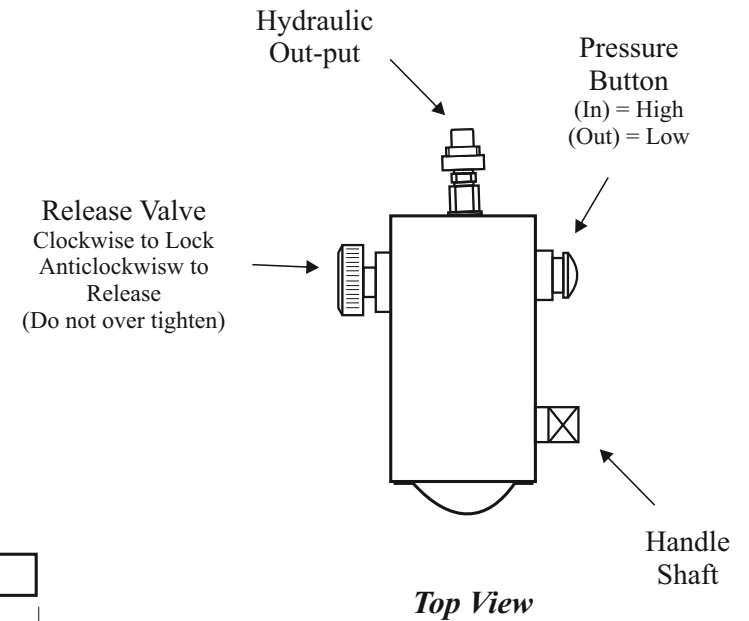


# HP-5 Hand Operated Pump



## Operating Instructions

- 1) Connect hose to pump pressure gauge.
- 2) Tighten release valve clockwise (do not over tighten)
- 3) Pull pressure button 'OUT' (low pressure/high flow)
- 4) Gently operate pump handle until it goes firm. (500 psi max)
- 5) Push pressure button 'IN' (high pressure/low flow)
- 6) Continue pumping until pressure or level is achieved.
- 7) To release / lower jack, slowly open the release valve anti-clockwise.



Flow Rate (High): 0.06 Lts/Stroke  
Flow Rate (Low): 0.36 Lts/Stroke  
Maximum Pressure: 2000 Psi  
Fluid Reservoir: 5.0 Lts  
Pump Weight : 25.6 Kgs

**NEVER EXCEED THE MAXIMUM  
JACK WORKING PRESSURE**

<b>HYDRA - CAPSULE</b>	
<b>HEAVY DUTY JACKING SYSTEMS</b>	
DESCRIPTION:	HP-5 Hand Hydra-Pump
DRAWING No.	CorelDraw-HP-5.cdr