

## INFORMATION TO FISHERS

**This notice is intended to provide information on the method of measurement of finfish, crustacea and molluscs within the Sussex Inshore Fisheries and Conservation Authority.**

Figure 1. Fish species

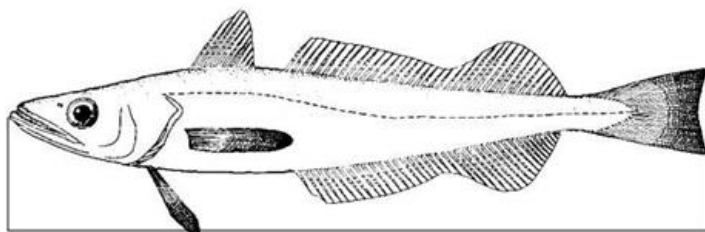


Figure 2. Bivalve mollusc species



Figure 3. A whelk (*Buccinum spp.*)

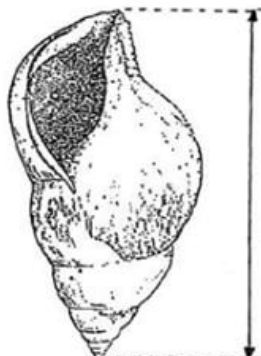


Figure 4. A whole skate or ray




Figure 5. A lobster (*Homarus gammarus*)

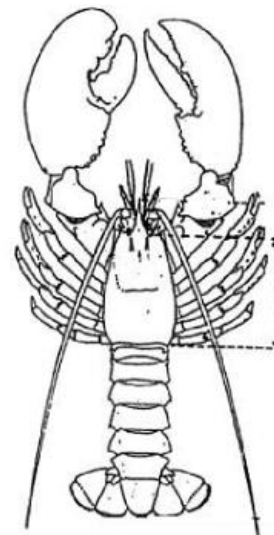


Figure 6. A crawfish (*Palinurus spp.*)

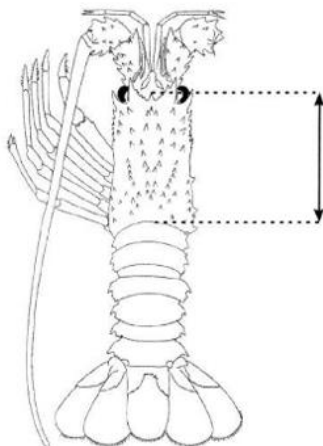
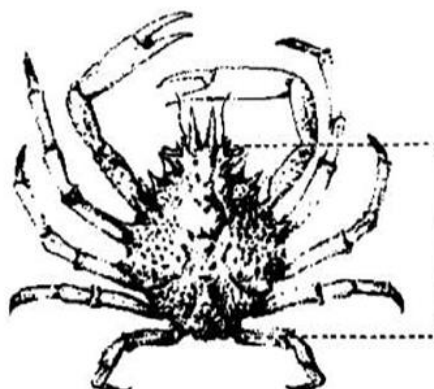


Figure 7. A spinous spider crab (*Maja squinado*)



For additional information please contact Sussex IFCA  
Tel: 01273 454407 Email: [admin@sussex-ifca.gov.uk](mailto:admin@sussex-ifca.gov.uk) Website: [www.sussex-ifca.gov.uk](http://www.sussex-ifca.gov.uk)

# **INFORMATION TO FISHERS**

The following minimum sizes for finfish, crustacea and mollusc species apply to all fishers, both commercial and recreational, within the Sussex Inshore Fisheries and Conservation Authority District and are now obligatory under the Sussex IFCA Minimum Size (Fish, Crustacea and Mollusc) Byelaw 2021. Variations in size regulations may exist with respect to species captured outside Sea Area ICES Division VIId, which are then transported into the District. The minimum conservation reference sizes are also subject to exceptions for commercial fishermen as dictated by the regulations within the Landing Obligation (Regulation (EU) No 1380/2013 of the European Parliament and of the Council of 11 December 2013 on the Common Fisheries Policy). Refer to the Byelaw for guidance.

Unless specified all measurements apply to the dimension of length. Additional information regarding the method of measurement for fish, crustacea and molluscs should be referred to if necessary.

## **FINFISH:**

BALLAN WRASSE	280 mm	HORSE MACKEREL	150 mm
BASS	420 mm	LEMON SOLE	250 mm
BLACK SEABREAM	230 mm	LING	630 mm
BRILL	300 mm	MACKEREL	200 mm
CONGER EEL	1000 mm	MEGRIM	200 mm
COD	350 mm	PLAICE	270 mm
CORKWING WRASSE	140 mm	POLLACK	300 mm
DAB	230 mm	RED MULLET	150 mm
DOVER SOLE	240 mm	ROCK COOK WRASSE	120 mm
FLOUNDER	270 mm	SAITE	350 mm
GREY THICK-LIPPED MULLET	420 mm	SARDINE	110 mm
GREY THIN-LIPPED MULLET	420 mm	SKATE or RAY (WHOLE)	400 mm
GOLDEN GREY MULLET	360 mm	SKATE or RAY (WING)	200 mm
GOLDSINNY WRASSE	120 mm	SOLE	240 mm
HADDOCK	300 mm	TURBOT	300 mm
HAKE	270 mm	WHITING	270 mm
HERRING	200 mm	WITCH FLOUNDER	280 mm

## **CRUSTACEA:**

### **MEASUREMENT: CARAPACE LENGTH**

CRAWFISH	110mm
EUROPEAN LOBSTER	87mm
SPINOUS SPIDER CRAB (MALE)	130mm
SPINOUS SPIDER CRAB (FEMALE)	120mm

### **MEASUREMENT: CARAPACE WIDTH**

EDIBLE CRAB	140mm
VELVET SWIMMING CRAB	65mm

## **MOLLUSCS:**

### **MEASUREMENT: SHELL WIDTH**

CLAM – AMERICAN HARD-SHELLED	63mm
CLAM – CARPETSHELL	38mm
CLAM – GROOVED CARPETSHELL	40mm
CLAM – SHORT-NECKED or MANILA	35mm
CALM - SURF	25mm
CLAM – WARTY VENUS	40mm
QUEEN SCALLOP	40mm
KING SCALLOP	110mm

### **MEASUREMENT: SHELL LENGTH**

WHELK	45mm
RAZOR CLAM	100mm

OYSTER(NATIVE)	70mm*
----------------	-------

\* The shell must pass through a circular ring with a 70 mm internal diameter

It should be noted that these summarised regulations may be subject to change.

For additional information please contact Sussex IFCA

Tel: 01273 454407 Email: [admin@sussex-ifca.gov.uk](mailto:admin@sussex-ifca.gov.uk) Website: [www.sussex-ifca.gov.uk](http://www.sussex-ifca.gov.uk)

