
















Grey Seal



Common Seal



The Seal Year

<p>JANUARY G Female moult starts. C Embryo develops.</p> 	<p>FEBRUARY G Peak female moult. Blastocyst implants. Start male moult.</p> 	<p>MARCH G Peak male moult. Peak implantation.</p> 	<p>APRIL G End male moult. Embryo develops. Body condition improves. C Feeding increases.</p> 
<p>MAY G Adults gain weight rapidly. C Females put on weight prior to birth: first birth at end of month.</p> 	<p>JUNE G Adults actively feed. C Most births this month.</p> 	<p>JULY G Adults feed actively. C Late births; main mating period; egg is fertilized; first pups weaned. Older animals begin moult.</p> 	<p>AUGUST G Begin to congregate in breeding areas. C End of weaning. Most in moult. Peak haul-out.</p> 
<p>SEPTEMBER G First births SW England. C Last seals finish moult mid-month.</p> 	<p>OCTOBER G Peak of births. Mating occurs mid-month on. C Implantation.</p> 	<p>NOVEMBER G Peak mating period. Fertilization of egg. Pupping in N. Sea. Early pups weaned. C Embryo develops.</p> 	<p>DECEMBER G Blastocysts not yet implanted.</p> 