



**PEGASUS**  
MEDICAL LOCUMS



## **Pegasus Medical App**

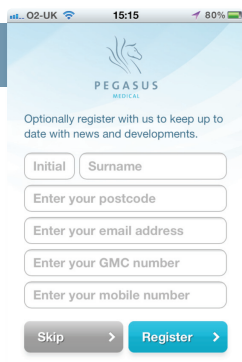
### **USER GUIDE**

This iPhone app is free to download via the apps store on your phone – search for '**Pegasus GP Jobs**' and once downloaded, you will quickly be able to enter your details and post code, to review what jobs there are available today. If you like the look of any post, send Pegasus a text, email or call with the post reference to book it.

*It's as easy as that.*



1


**STEP ONE**

When you first start the App, you are asked if you wish to register.

The advantage of registering is that your details are saved for later use. This will save you time when you decide to contact Pegasus for details of locum positions.

If you do not wish to register, you can skip and go straight to finding locum work.

2

**STEP TWO**

The main screen will ask for a postcode, or will find your current position so that the distance to the locum positions will be worked out by the App.

You can then search for the closest positions, or the positions that are available soonest.

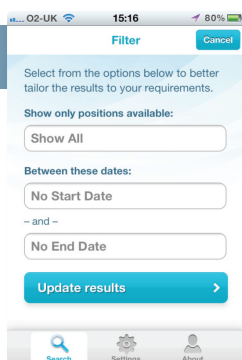
The App will connect to the Pegasus server and download the latest locum position information; it's a live link to our system so the information is right up-to-the-minute.

3

**STEP THREE**

You can then find the locum position that suits, and click the blue "phone/email" button to either contact Pegasus, or ask us to contact yourself at a time of your choosing.

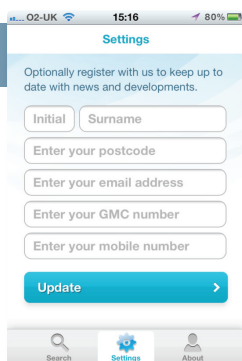
4

**STEP FOUR**

Clicking "Filter" on the results screen will allow you to search for positions on a particular date.

Ideal for finding upcoming work on a week of your choosing.

5

**STEP FIVE**

The settings button on the bottom navigation bar will allow you to change your stored settings details.

## Any questions?

**Contact Pegasus Medical on 01922 703000**  
**Email – [gp@pegasus-medical.com](mailto:gp@pegasus-medical.com)**  
**[www.pegasus-medical.com](http://www.pegasus-medical.com)**