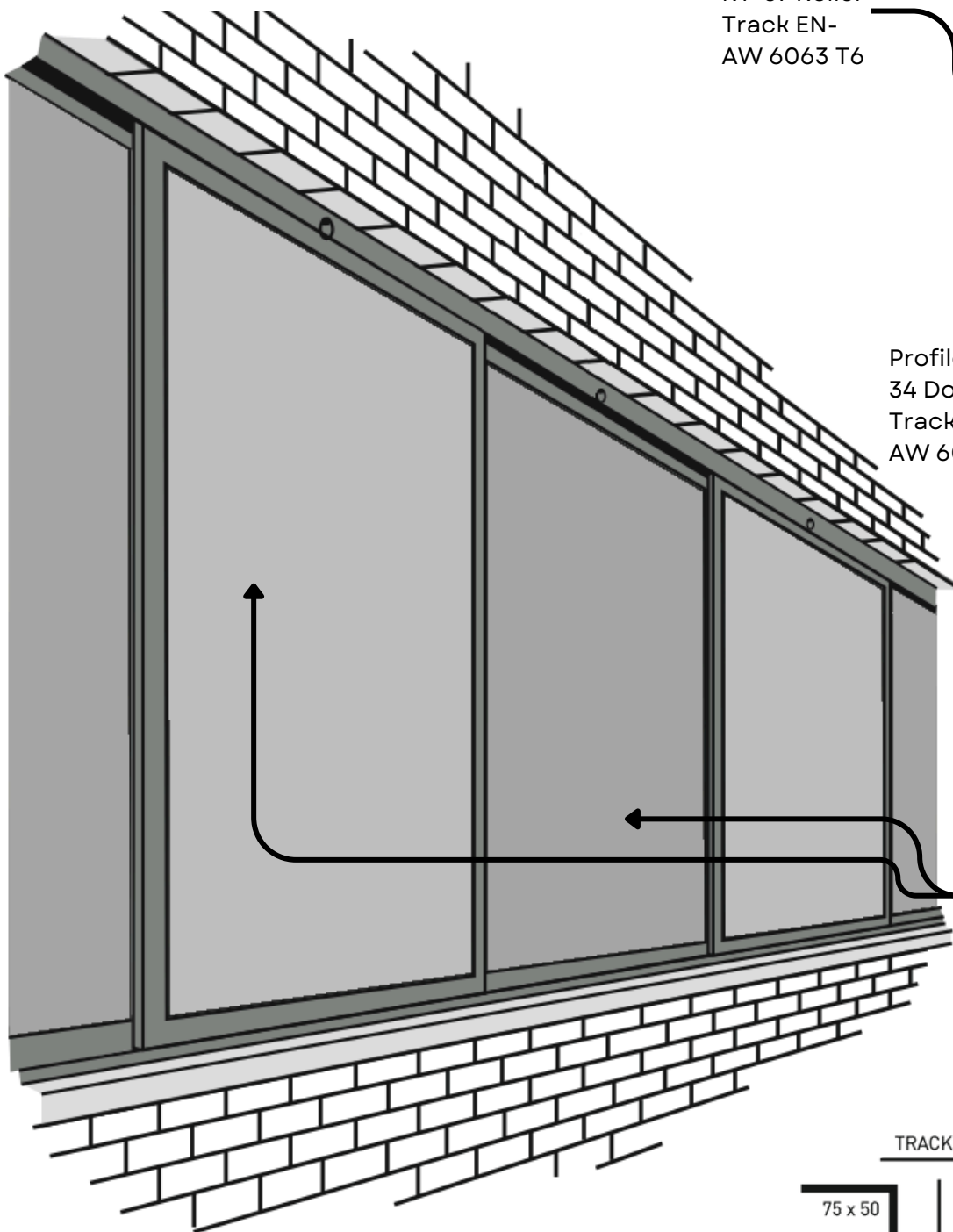
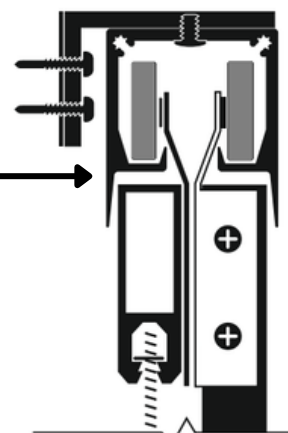


## Solar Shading

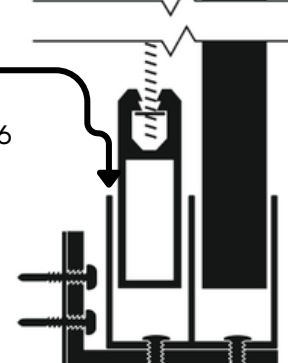
### ROLLER TRACK INSTALLATION



Profile:  
RT-37 Roller  
Track EN-  
AW 6063 T6



Profile: DT-  
34 Double  
Track EN-  
AW 6063 T6



Alternating  
Overlapped  
KoolShade Screens  
Replicate the Existing  
Glazing.

#### TRACK MOUNTING BRACKETS



#### FASTENING OPTION



3M™ DUAL LOCK™



3M™ VHB™



SELF TAPPING



SELF DRILLING



MASONRY ANCHOR

ALL EXTRUSIONS ARE POLYESTER POWDER COATED IN ANY RAL COLOUR COMMERCIALY AVAILABLE POWDER COAT TO MEET OR EXCEED ISO 2409 AND ISO 9227. ALL DRAWINGS HERE ARE FOR ILLUSTRATIVE PURPOSES ONLY AND NOT TO SCALE.

Visit us:

[www.smartlouvre.com](http://www.smartlouvre.com)

Talk to us:

+44 (0) 239 245 6333

Request a sample:

[info@smartlouvre.com](mailto:info@smartlouvre.com)